

EFORT

ESR20-4-800






☐
☐
☐
☐
☐

- 10
- 10
- 10
- 10
- 10

4 350 /

4 T ^m		4 350
1.5e-4		1.5e-4
1.5e-4	ee	ee
	ee	ee
0.00		0.00
0.00		0.00
		0.00
		0.00
0.00		0.00
		0.00
		0.00
		0.00
0.00		0.00
		0.00
		0.00
R 1.5e-4		R 1.5e-4
1.5e-4	ee	ee N p
	ee	ee N p
0.00		0.00
0.00		0.00
0.00		0.00
0.00		0.00
0.00	0.00	0.00
	0.00	0.00



0.00

4 350
 0.00 - 0.00 - 0.00
 0.00
 0.00 - 0.00
 0.00 0.00 0.00



0.00 'm-0%